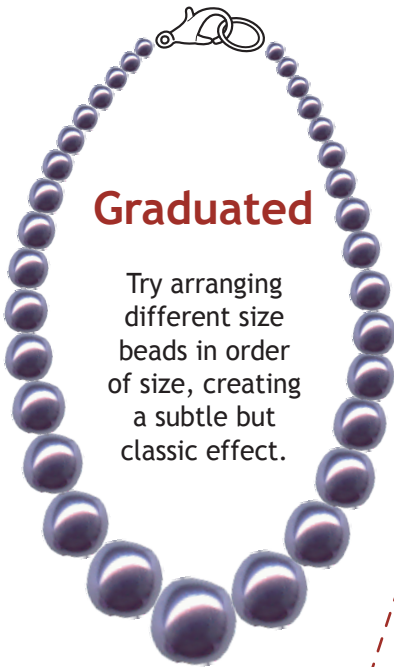


# Necklace Design Ideas

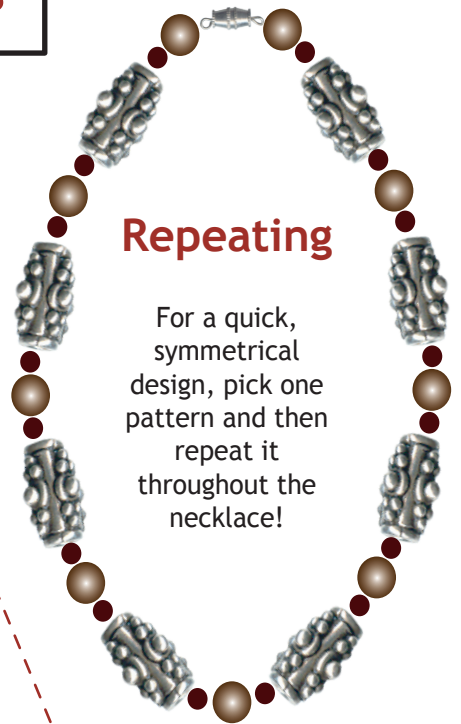
## Graduated

Try arranging different size beads in order of size, creating a subtle but classic effect.



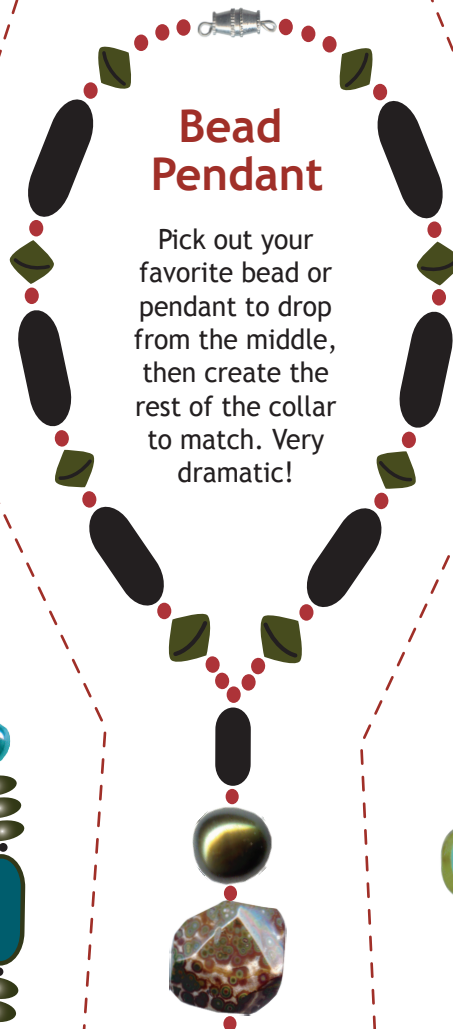
## Repeating

For a quick, symmetrical design, pick one pattern and then repeat it throughout the necklace!



## Bead Pendant

Pick out your favorite bead or pendant to drop from the middle, then create the rest of the collar to match. Very dramatic!



## Central Bead

Place the largest bead in the center and work your design outward to complement the central bead.



## Contrasting

Select beads of contrasting color and/or shape for a more exciting look!

